

POWERED by


HONDA SEMI-TRASH PUMPS




Lynco Products Inc
114, 1220 - 28 STREET N.E
CALGARY, AB T2A 6A2
403-250-3600 / 1-877-249-3600
sales@lyncoagro.com / www.lyncoagro.com

Outstanding Features

- Silicon Carbide Mechanical Seals for Increased Abrasive Resistance, Longer Life, and Less Maintenance
- Impellers and Volutes are Constructed of Spheroidal Graphite Ductile Cast Iron for Increased Durability, and Long Operating Life
- Pump Housings are Made of Die Cast Aluminum for Strength, Weight Reduction, and Portability
- Strong Transport Protection Powder Coated Steel Roll Cages
- Honda Engines with Low Oil Shut Off
- Two Year Limited Warranty on Pump Ends


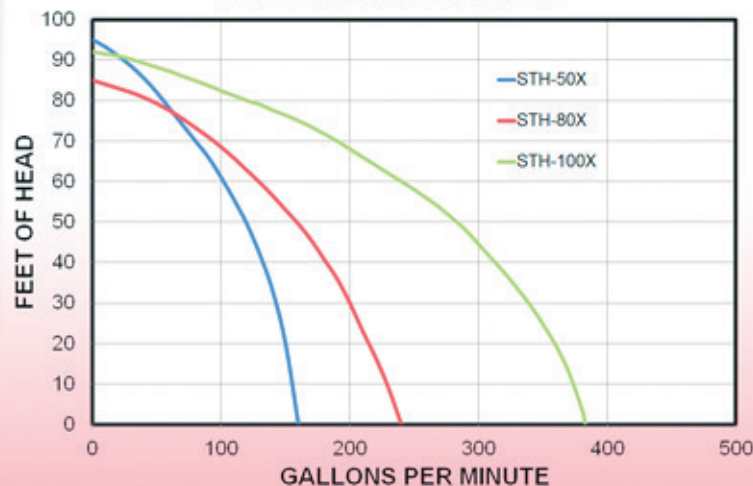


STH-80X



STH-100X

PERFORMANCE CURVES



STH-50X

	STH-50X	STH-80X	STH-100X
Suction, Discharge Size	2" NPT	3" NPT	4" NPT
Maximum Output (GPM)	158	238	383
Maximum Discharge Head (ft)	95	85	92
Maximum Suction Lift (ft)	26	26	26
Maximum Pressure (Psi)	41.1	36.8	39.8
Engine Model	GX120	GX160	GX240
Engine Displacement (cc)	118	163	242
Engine Horse Power	3.5	4.8	7.9
Fuel Tank Capacity (Gal)	0.66	0.82	1.39
Full Load Run Time (hrs)	2.5	2.5	2.5
Fuel Type	Unleaded Automotive Gasoline		
Packaged Weight (Lbs)	56	76	132
Packaged Dimensions (LxWxH)	18"x14"x15"	20"x15"x18"	26"x20"x26"